

2008 National City/KHSAA Boys' Sweet 16 - Game Box Score

Mason County Royals vs. Elliott County Lions

Date: 03/20/2008 Time: 8:00 pm Site: Rupp Arena-Lexington Attendance: 15040

Visitors: Elliott County Lions

##	Name	P	FG	3 Pt	FT	PTS	ORB	DRB	TR	PF	AST	TO	BS	ST	MIN
0	Cody Nickell		0/0	0/0	0/0	0	0	0	0	0	0	0	0	0	DNP
1	* Ethan Faulkner		5/14	1/6	4/5	15	2	4	6	4	6	2	0	1	32:00
2	* Evan Faulkner		3/7	2/5	2/2	10	0	5	5	3	1	2	0	1	32:00
3	* Chris Knipp		1/5	0/2	0/0	2	0	2	2	3	2	2	0	0	16:22
4	* Jonathan Ferguson		6/15	1/5	6/6	19	2	4	6	3	0	1	0	0	30:31
5	Jonathan Morgan		0/0	0/0	0/0	0	0	1	1	1	1	0	0	0	7:42
12	Nick Lewis		0/0	0/0	0/0	0	0	0	0	0	0	0	0	0	DNP
21	* Timmy Knipp		3/8	0/1	0/0	6	1	2	3	3	0	0	3	2	24:18
30	Keith Center		0/0	0/0	0/0	0	0	0	0	0	0	0	0	0	1:29
32	Tyler Maynard		3/5	3/5	1/2	10	0	2	2	1	0	1	0	0	15:38
34	Jared Flanery		0/0	0/0	0/0	0	0	0	0	0	0	0	0	0	DNP
	Team						4	1	5						
	Totals		21/54	7/24	13/15	62	9	21	30	18	10	8	3	4	160
	Total FG		1st Half	11/32	34.4%	2nd Half	10/22	45.5%	Game	21/54	38.9%				
	3 PT FG		1st Half	4/14	28.6%	2nd Half	3/10	30.0%	Game	7/24	29.2%				
	Free Throws		1st Half	4/4	100%	2nd Half	9/11	81.8%	Game	13/15	86.7%				

Home: Mason County Royals

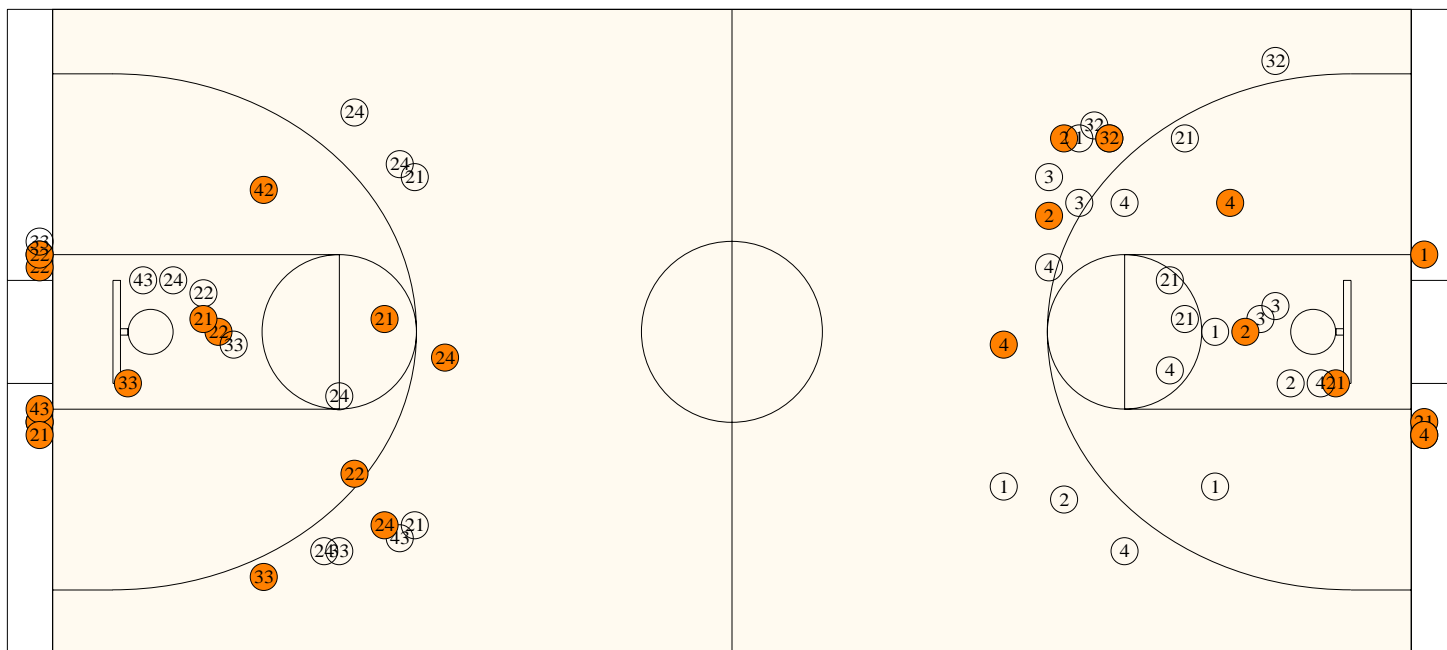
##	Name	P	FG	3 Pt	FT	PTS	ORB	DRB	TR	PF	AST	TO	BS	ST	MIN
5	Mandela Rice		0/0	0/0	0/0	0	0	0	0	0	0	0	0	0	DNP
11	Westin Stahl		0/0	0/0	0/0	0	0	0	0	0	0	0	0	0	DNP
15	Ryan Hamm		0/0	0/0	0/0	0	0	1	1	2	0	0	0	0	5:28
20	Jordan Gilbert		0/0	0/0	0/0	0	0	0	0	0	0	0	0	0	DNP
21	* Darius Miller		7/13	0/3	3/7	17	6	4	10	2	2	4	2	1	30:35
22	* Ethan King		5/9	0/1	1/3	11	2	4	6	2	1	1	1	1	28:46
23	Neal Pawsat		0/0	0/0	0/0	0	0	0	0	0	0	0	0	0	3:12
24	* Trevor Setty		7/16	5/11	0/0	19	1	3	4	4	1	0	2	1	22:51
33	* Russ Middleton		6/10	2/3	1/3	15	2	1	3	3	5	1	0	0	30:13
35	Tregg Setty		0/0	0/0	0/0	0	0	0	0	0	0	0	0	0	DNP
42	Jackson Tolle		1/2	0/0	0/0	2	0	1	1	2	0	1	0	0	11:06
43	* Keith Downing		1/3	0/1	0/3	2	0	7	7	2	2	1	1	0	24:37
52	Phil Barner		0/0	0/0	0/0	0	0	0	0	0	0	0	0	0	3:12
32	Justin Lang		0/0	0/0	0/0	0	0	0	0	0	0	0	0	0	DNP
34	Bradley Lang		0/0	0/0	0/0	0	0	0	0	0	0	0	0	0	DNP
	Team						0	2	2						
	Totals		27/53	7/19	5/16	66	11	23	34	17	11	8	6	3	160
	Total FG		1st Half	16/29	55.2%	2nd Half	11/24	45.8%	Game	27/53	50.9%				
	3 PT FG		1st Half	3/10	30.0%	2nd Half	4/9	44.4%	Game	7/19	36.8%				
	Free Throws		1st Half	0/2	0.00%	2nd Half	5/14	35.7%	Game	5/16	31.3%				

		ELL	Mason			ELL	Mason			ELL	Mason
Free Throw Pts	13	5	3Pt Points	21	21	Pts/Possession	1.05	1.14			
Pts off Turnovers	11	8	2nd Chance Points	4	11	Pts off Bench	10	2			
Total Rebounds	30	34	Team Rebounds	5	2	Dead Ball Reb	3	5			
Off Rebound %	28.1	34.4	Def Rebound %	65.6	71.9	Total Rebound %	46.9	53.1			
3Pt Efficiency	-1.9	-2.4	Def. Stops	29	31	Pts/Shot	1.02	1.08			
Technical Fouls	ELL	None									
	Mason	None									
Officials	Scott Bottoms, Tony Gray, Craig Henson										

	Qtr 1	Qtr 2	Qtr 3	Qtr 4	OT 1	OT 2	OT 3	OT 4	Total
Elliott County Lions	15	15	11	21	0	0	0	0	62
Mason County Royals	19	16	8	23	0	0	0	0	66

Largest Lead Mason 27 **ELL** 18 (9 pts) **Lead Changes** 3 **Number of Ties** 2
Comments: None

FIRST HALF



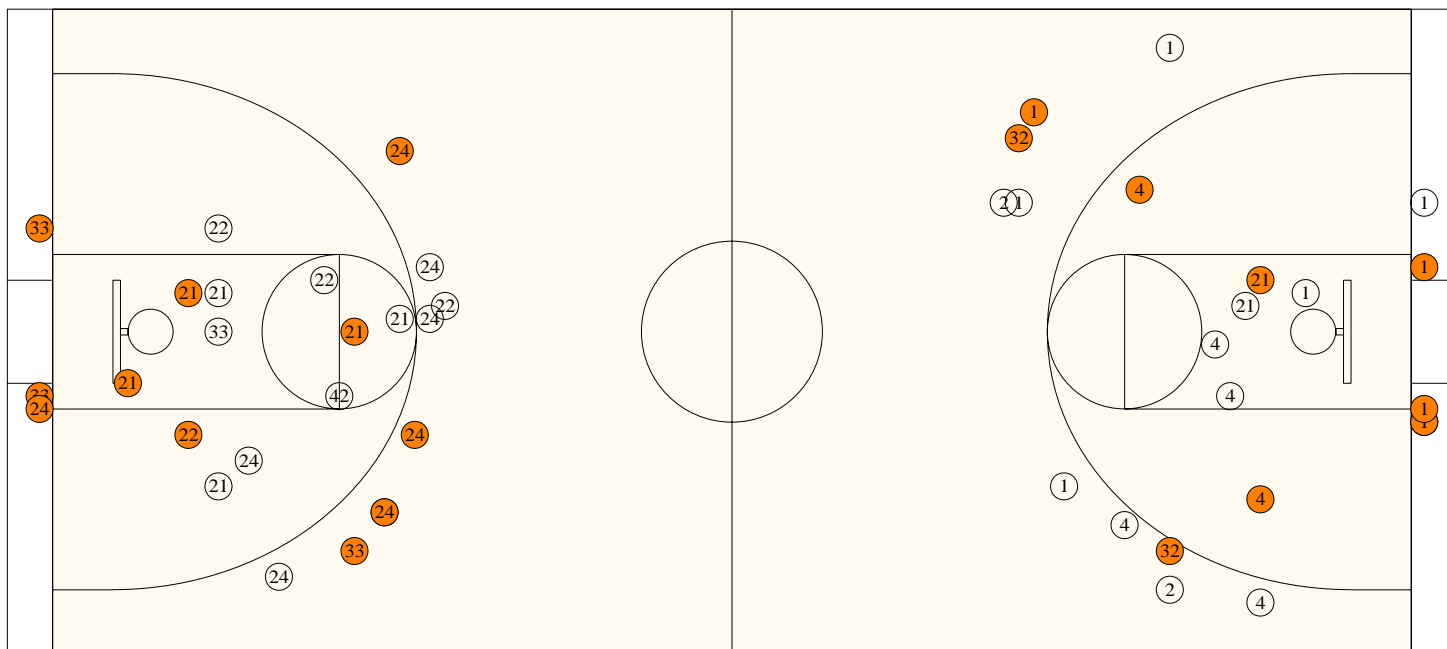
Mason County

Shooting	Pts	Pts
2FG 13/19 (68.4%)	26	Pts/Shot 1.17
3FG 3/10 (30.0%)	9	2nd Eff Pts 4
TFG 16/29 (55.2%)		Pts off TO's 0
FT 0/2 (0.00%)	0	3Pt Eff -15.6
Scoring Distribution: 2FG 74.3% 3FG 25.7% FT 0.0%		

Elliott County

Shooting	Pts	Pts
2FG 7/18 (38.9%)	14	Pts/Shot 0.88
3FG 4/14 (28.6%)	12	2nd Eff Pts 4
TFG 11/32 (34.4%)		Pts off TO's 2
FT 4/4 (100%)	4	3Pt Eff +2.6
Scoring Distribution: 2FG 46.7% 3FG 40.0% FT 13.3%		

SECOND HALF

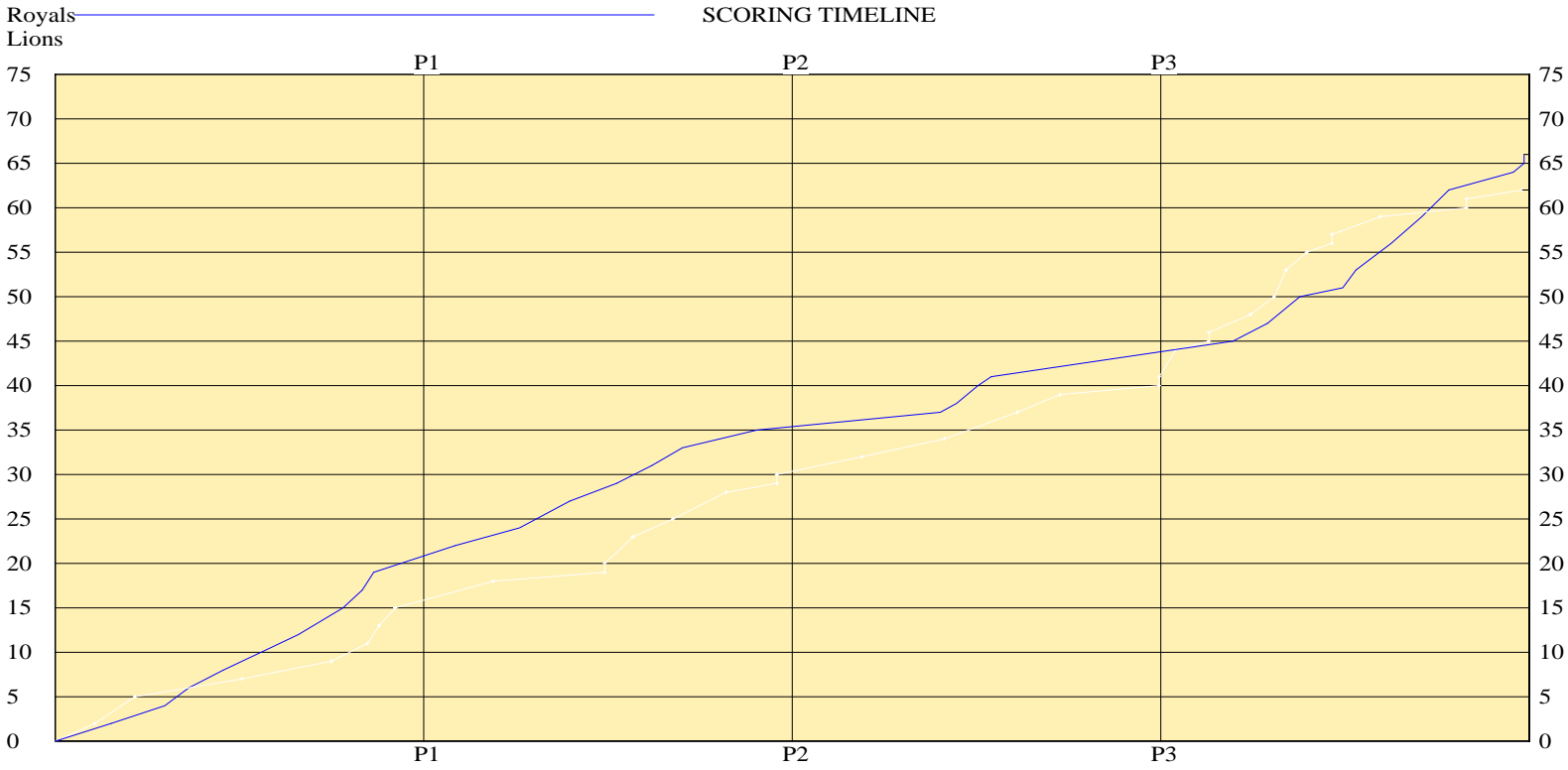
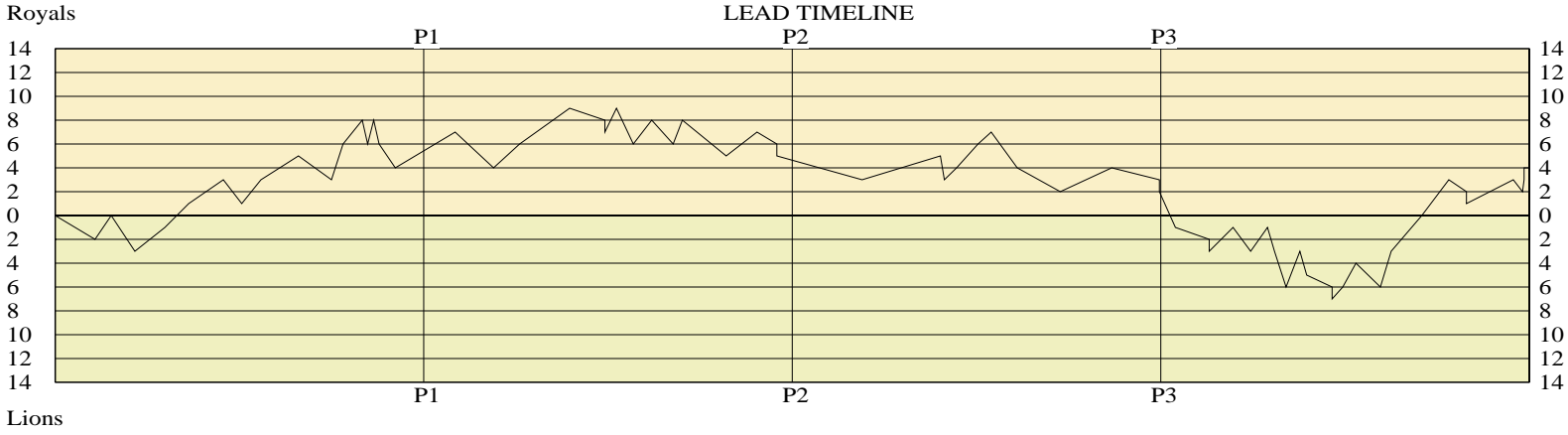


Mason County

Shooting	Pts	Pts
2FG 7/15 (46.7%)	14	Pts/Shot 1.00
3FG 4/9 (44.4%)	12	2nd Eff Pts 7
TFG 11/24 (45.8%)		Pts off TO's 8
FT 5/14 (35.7%)	5	3Pt Eff +13.3
Scoring Distribution: 2FG 45.2% 3FG 38.7% FT 16.1%		

Elliott County

Shooting	Pts	Pts
2FG 7/12 (58.3%)	14	Pts/Shot 1.19
3FG 3/10 (30.0%)	9	2nd Eff Pts 0
TFG 10/22 (45.5%)		Pts off TO's 9
FT 9/11 (81.8%)	9	3Pt Eff -8.9
Scoring Distribution: 2FG 43.8% 3FG 28.1% FT 28.1%		



Largest Lead Mason 27 ELL 18 (9 pts) Lead Changes 3 Number of Ties 2

2008 National City/KHSAA Boys' Sweet 16 - Play by Play Report - Scoring Only (pg 1)
Mason County Royals vs. Elliott County Lions
Date: 03/20/2008 Time: 8:00 pm Site: Rupp Arena-Lexington Attendance: 15040

Name	Action	Action	Score	Clock	Diff	Name	Action	Action
			0-2	1 7:08	-2 (L1)	T Knipp	Putback Made	
R Middleton	Layup Made		2-2	1 6:47	(T1)			
			2-5	1 6:16	-3	J Ferguson	3Pt Made	
E King	FG Made	K Downing Assist	4-5	1 5:37	-1			
E King	Layup Made		6-5	1 5:06	+1 (L2)			
D Miller	FG Made		8-5	1 4:21	+3			
			8-7	1 3:57	+1	E Faulkner	FG Made	
E King	Layup Made		10-7	1 3:32	+3			
R Middleton	Putback Made		12-7	1 2:43	+5			
			12-9	1 2:00	+3	T Knipp	Layup Made	E Faulkner Assist
R Middleton	3Pt Made	K Downing Assist	15-9	1 1:45	+6			
E King	FG Made		17-9	1 1:20	+8			
			17-11	1 1:13	+6	C Knipp	Layup Made	E Faulkner Assist
T Setty	Layup Made	R Middleton Assist	19-11	1 1:05	+8			
			19-13	1 0:58	+6	E Faulkner	Layup Made	
			19-15	1 0:37	+4	J Ferguson	Layup Made	

End of Period Summary Royals 19 Lions 15

Largest Lead: Royals 17 Lions 9 (8 pts)

Lead in Period: Royals 17 Lions 9 (8 pts)

1 for 2 oppo pts

2 for 2 pts

9/16 for 56.3 %

0/0 for 0.00 %

Turnovers

2nd Chances

Field Goals

Free Throws

Lead Changes: 2 Ties: 1

Lead Changes: 1 Ties: 1 (this period)

0 for 0 oppo pts

6 for 2 pts

7/21 for 33.3 %

0/0 for 0.00 %

T Setty	3Pt Made	R Middleton Assist	22-15	2 7:19	+7			
			22-18	2 6:29	+4	E Faulkner	3Pt Made	
J Tolle	FG Made	E King Assist	24-18	2 5:55	+6			
T Setty	3Pt Made	R Middleton Assist	27-18	2 4:50	+9			
			27-19	2 4:04	+8	J Ferguson	FT Made	
			27-20	2 4:04	+7	J Ferguson	FT Made	
D Miller	Layup Made		29-20	2 3:49	+9			
			29-23	2 3:27	+6	T Maynard	3Pt Made	J Morgan Assist
K Downing	Layup Made		31-23	2 3:03	+8			
			31-25	2 2:35	+6	J Ferguson	FG Made	
D Miller	FG Made		33-25	2 2:23	+8			
			33-28	2 1:26	+5	E Faulkner	3Pt Made	E Faulkner Assist
D Miller	Layup Made		35-28	2 0:46	+7			
			35-29	2 0:20	+6	E Faulkner	FT Made	
			35-30	2 0:20	+5	E Faulkner	FT Made	

End of Period Summary Royals 35 Lions 30

Largest Lead: Royals 27 Lions 18 (9 pts)

Lead in Period: Royals 27 Lions 18 (9 pts)

3 for 0 oppo pts

1 for 2 pts

7/13 for 53.8 %

0/2 for 0.00 %

Turnovers

2nd Chances

Field Goals

Free Throws

Lead Changes: 2 Ties: 1

Lead Changes: 0 Ties: 0 (this period)

3 for 0 oppo pts

1 for 2 pts

4/11 for 36.4 %

4/4 for 100 %

D Miller	Putback Made		35-32	3 6:29	+3	T Knipp	FG Made	C Knipp Assist
			37-32	3 4:47	+5			

2008 National City/KHSAA Boys' Sweet 16 - Play by Play Report - Scoring Only (pg 2)
Mason County Royals vs. Elliott County Lions
Date: 03/20/2008 Time: 8:00 pm Site: Rupp Arena-Lexington Attendance: 15040

Name	Action	Action	Score	Clock	Diff	Name	Action	Action
			37-34	3 4:42	+3	J Ferguson	Layup Made	E Faulkner Assist
R Middleton	FT Made		38-34	3 4:26	+4	T Knipp	Personal Foul	
R Middleton	Layup Made	D Miller Assist	40-34	3 3:58	+6			
D Miller	FT Made		41-34	3 3:41	+7			
			41-37	3 3:07	+4	E Faulkner	3Pt Made	C Knipp Assist
			41-39	3 2:11	+2	E Faulkner	Layup Made	E Faulkner Assist
D Miller	FG Made		43-39	3 1:04	+4			
			43-40	3 0:02	+3	E Faulkner	FT Made	
			43-41	3 0:02	+2	E Faulkner	FT Made	

End of Period Summary Royals 43 Lions 41

Largest Lead: Royals 27 Lions 18 (9 pts)
Lead in Period: Royals 41 Lions 34 (7 pts)
1 for 2 oppo pts
3 for 2 pts
3/12 for 25.0 %
2/6 for 33.3 %

Turnovers
2nd Chances
Field Goals
Free Throws

Lead Changes: 2 Ties: 1
Lead Changes: 0 Ties: 0 (this period)
4 for 6 oppo pts
1 for 0 pts
4/10 for 40.0 %
2/3 for 66.7 %

			43-44	4 7:41	-1 (L3)	T Maynard	3Pt Made	E Faulkner Assist
R Middleton	Personal Foul		43-45	4 6:57	-2	J Ferguson	FT Made	
			43-46	4 6:57	-3	J Ferguson	FT Made	
D Miller	FG Made	R Middleton Assist	45-46	4 6:26	-1			
			45-48	4 6:03	-3	J Ferguson	FG Made	
E King	FG Made	T Setty Assist	47-48	4 5:41	-1			
			47-50	4 5:32	-3	E Faulkner	Layup Made	
			47-53	4 5:17	-6	T Maynard	3Pt Made	E Faulkner Assist
T Setty	3Pt Made	R Middleton Assist	50-53	4 4:59	-3			
			50-55	4 4:50	-5	J Ferguson	FG Made	
D Miller	Personal Foul		50-56	4 4:17	-6	J Ferguson	FT Made	
			50-57	4 4:17	-7	J Ferguson	FT Made	
E King	FT Made		51-57	4 4:03	-6			
R Middleton	Layup Made		53-57	4 3:46	-4			
			53-59	4 3:14	-6	E Faulkner	Layup Made	
T Setty	3Pt Made		56-59	4 3:00	-3			
R Middleton	3Pt Made		59-59	4 2:20	(T2)			
T Setty	3Pt Made	D Miller Assist	62-59	4 1:45	+3 (L4)			
T Setty	Personal Foul		62-60	4 1:22	+2	E Faulkner	FT Made	
			62-61	4 1:22	+1	E Faulkner	FT Made	
T Setty	Layup Made		64-61	4 0:21	+3			
R Middleton	Personal Foul		64-62	4 0:09	+2	T Maynard	FT Made	
D Miller	FT Made		65-62	4 0:07	+3			
D Miller	FT Made		66-62	4 0:07	+4			

End of Period Summary Royals 66 Lions 62

Largest Lead: Royals 27 Lions 18 (9 pts)
Lead in Period: Royals 50 Lions 57 (7 pts)
3 for 7 oppo pts
5 for 5 pts
8/12 for 66.7 %
3/8 for 37.5 %

Turnovers
2nd Chances
Field Goals
Free Throws

Lead Changes: 4 Ties: 2
Lead Changes: 1 Ties: 1 (this period)
1 for 2 oppo pts
1 for 0 pts
6/12 for 50.0 %
7/8 for 87.5 %

OFFICIAL BASKETBALL BOX SCORE
Elliott County Lions vs Mason County Royals

03/20/2008 8:00 pm
Final Box Score

Rupp Arena
Lexington

No.	Elliott County Lions	Total FG		3-point		Free throw		Rebounds			F	TP	A	TO	BLK	STL	MIN
		FG	FGA	FG	FGA	FT	FTA	Off	Def	Tot							
0	Cody Nickell	0	0	0	0	0	0	0	0	0	0	0	0	0	0	0	DNP
1	Ethan Faulkner	5	14	1	6	4	5	2	4	6	4	15	6	2	0	1	32:00
2	Evan Faulkner	3	7	2	5	2	2	0	5	5	3	10	1	2	0	1	32:00
3	Chris Knipp	1	5	0	2	0	0	0	2	2	3	2	2	2	0	0	16:22
4	Jonathan Ferguson	6	15	1	5	6	6	2	4	6	3	19	0	1	0	0	30:31
21	Timmy Knipp	3	8	0	1	0	0	1	2	3	3	6	0	0	3	2	24:18
32	Tyler Maynard	3	5	3	5	1	2	0	2	2	1	10	0	1	0	0	15:38
5	Jonathan Morgan	0	0	0	0	0	0	0	1	1	1	0	1	0	0	0	7:42
30	Keith Center	0	0	0	0	0	0	0	0	0	0	0	0	0	0	0	1:29
12	Nick Lewis	0	0	0	0	0	0	0	0	0	0	0	0	0	0	0	DNP
34	Jared Flanery	0	0	0	0	0	0	0	0	0	0	0	0	0	0	0	DNP
Team (Included in Totals)								4	1	5							
Totals		21	54	7	24	13	15	9	21	30	18	62	10	8	3	4	160
Total FG%: 1st half 11 - 32 (34.4%) 2nd half 10 - 22 (45.5%) Game 21 - 54 (38.9%) Deadball rebounds 3Pt FG%: 1st half 4 - 14 (28.6%) 2nd half 3 - 10 (30.0%) Game 7 - 24 (29.2%) 3 FT%: 1st half 4 - 4 (100%) 2nd half 9 - 11 (81.8%) Game 13 - 15 (86.7%)																	

No.	Mason County Royals	Total FG		3-point		Free throw		Rebounds			F	TP	A	TO	BLK	STL	MIN
		FG	FGA	FG	FGA	FT	FTA	Off	Def	Tot							
5	Mandela Rice	0	0	0	0	0	0	0	0	0	0	0	0	0	0	0	DNP
11	Westin Stahl	0	0	0	0	0	0	0	0	0	0	0	0	0	0	0	DNP
15	Ryan Hamm	0	0	0	0	0	0	0	1	1	2	0	0	0	0	0	5:28
20	Jordan Gilbert	0	0	0	0	0	0	0	0	0	0	0	0	0	0	0	DNP
21	Darius Miller	7	13	0	3	3	7	6	4	10	2	17	2	4	2	1	30:35
33	Russ Middleton	6	10	2	3	1	3	2	1	3	3	15	5	1	0	0	30:13
22	Ethan King	5	9	0	1	1	3	2	4	6	2	11	1	1	1	1	28:46
43	Keith Downing	1	3	0	1	0	3	0	7	7	2	2	2	1	1	0	24:37
24	Trevor Setty	7	16	5	11	0	0	1	3	4	4	19	1	0	2	1	22:51
42	Jackson Tolle	1	2	0	0	0	0	0	1	1	2	2	0	1	0	0	11:06
23	Neal Pawsat	0	0	0	0	0	0	0	0	0	0	0	0	0	0	0	3:12
52	Phil Barner	0	0	0	0	0	0	0	0	0	0	0	0	0	0	0	3:12
35	Tregg Setty	0	0	0	0	0	0	0	0	0	0	0	0	0	0	0	DNP
32	Justin Lang	0	0	0	0	0	0	0	0	0	0	0	0	0	0	0	DNP
34	Bradley Lang	0	0	0	0	0	0	0	0	0	0	0	0	0	0	0	DNP
Team (Included in Totals)								0	2	2							
Totals		27	53	7	19	5	16	11	23	34	17	66	11	8	6	3	160
Total FG%: 1st half 16 - 29 (55.2%) 2nd half 11 - 24 (45.8%) Game 27 - 53 (50.9%) Deadball rebounds 3Pt FG%: 1st half 3 - 10 (30.0%) 2nd half 4 - 9 (44.4%) Game 7 - 19 (36.8%) 5 FT%: 1st half 0 - 2 (0.00%) 2nd half 5 - 14 (35.7%) Game 5 - 16 (31.3%)																	

Technical Fouls: None

Attendance: 15040

Officials: Scott Bottoms, Tony Gray, Craig Henson

Score by Period	1st	2nd	3rd	4th	Final	Record	Overall	Conf
Elliott County Lions	15	15	11	21	62	Lions		
Mason County Royals	19	16	8	23	66	Royals		

Points off Turnovers	8	11	Second Effort Points	11	4	Bench Points	2	10
Points in the Paint	26	22	3 Point Points	21	21	Free Throw Points	5	13
3pt Efficiency	-2.4	-1.9	Points/Shot	1.08	1.02	Defensive Stops	31	29
Largest Lead	27	18 (9 pts)	Lead Changes	3		Number of Ties	2	

Game comments: None